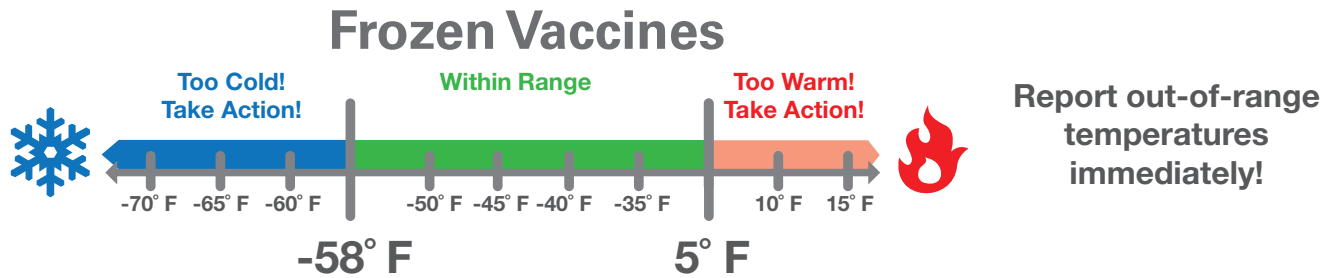



Temperature Monitoring Best Practices for **Frozen Vaccines–Fahrenheit (F)**

1 Thermostat should be at the factory-set or midpoint temperature setting



2 Record daily temperatures



3 steps, daily: Check and record min/max temperatures at the start of the workday.

1 Min/Max: The coldest and warmest temperatures in the refrigerator since you last reset the thermometer

Note: If your device does not display min/max temperatures, then check and record current temperature a minimum of 2 times (at start and end of workday)

2 Reset: The button you push after you have recorded the min/max temperatures

3 Current temperature: Check current temperature each time you access vaccines in the refrigerator

Best Practices

3 Take action if out of range!

- Contact your state or local health department immediately. Or for private vaccines, call the manufacturer directly.
- Tell them the total amount of time the freezer temperature was out of range.
- **Take your time.** Check and record temperatures accurately.
- **Make your mark!** Initial the log when recording temperatures.
- **Leave it blank.** If min/max temperatures were not recorded, leave the space blank!



U.S. Department of Health and Human Services
Centers for Disease Control and Prevention

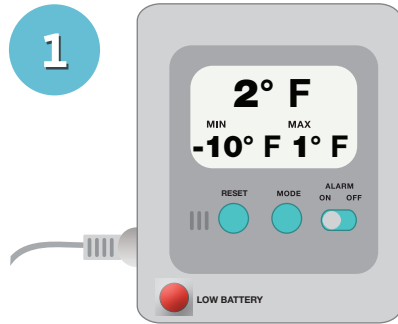
Distributed by

Visit www.cdc.gov/vaccines/SandH
or contact your state health department for more information.

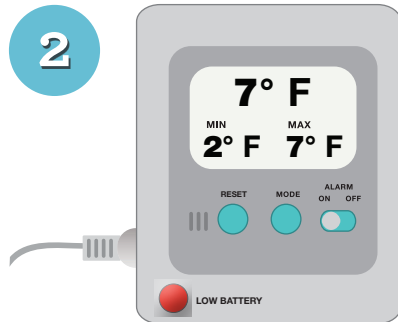
CS243541-B Revision February 2018

Test Your Knowledge

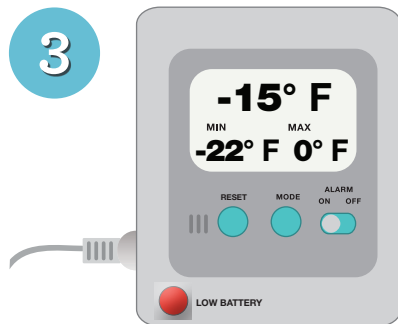
Review the temperature readings below and select the correct answer.



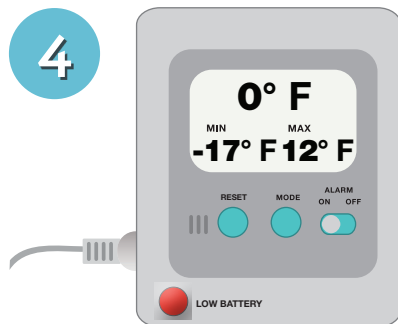
- A. Current temp and min/max are within range—no action necessary
- B. Current temp is within range, min/max out of range—take action
- C. Current temp is within range, min/max out of range—no action necessary
- D. Current temp and min/max are out of range—take action



- A. Current temp and min/max are within range—no action necessary
- B. Current temp is within range, min/max out of range—take action
- C. Current temp is within range, min/max out of range—no action necessary
- D. Current temp and min/max are out of range—take action



- A. Current temp and min/max are within range—no action necessary
- B. Current temp is within range, min/max out of range—take action
- C. Current temp is within range, min/max out of range—no action necessary
- D. Current temp and min/max are out of range—take action



- A. Current temp and min/max are within range—no action necessary
- B. Current temp is within range, min/max out of range—take action
- C. Current temp is within range, min/max out of range—no action necessary
- D. Current temp and min/max are out of range—take action

5 **“Take action” means (circle any that apply)**

- A. Call the state/local VFC program (or manufacturer for private vaccines) for guidance.
- B. Notify the practice’s vaccine coordinator to get the freezer temperature back in range.
- C. Remove all vaccines that are out of range and discard them.
- D. Discard any vaccine that does not look frozen.